KRBL Limited

E: KRBL/BIBHU/STK_EX_1819/38
October 29, 2018

✓	**The General Manager** **Department of Corporate Services** **BSE Limited** **Floor 25, Phiroze Jeejeebhoy Towers** **Dalal Street** **Mumbai – 400 001** Scrip Code: **530813**		**National Stock Exchange of India Limited** **"Exchange Plaza", C-1, Block-G** **Bandra-Kurla Complex** **Bandra (E)** **Mumbai-400051** **Symbol: KRBL** **Series: Eq.**

Dear Sir/Madam,

Sub: Investor Communication on Unaudited Financial Results for the Second Quarter (Q2) and half year ended September 30, 2018

Pursuant to the provisions of Regulation 30 read with Para A of Part A of Schedule III of SEBI (Listing Obligations and Disclosure Requirements) Regulations, 2015 ("Listing Regulations"), we are pleased to enclose herewith Investor Communication of the Company on Unaudited Financial Results for the Second Quarter (Q2) and half year ended September 30, 2018.

This is for your information and records.

Thanking you,

Yours Faithfully'
For KRBL Limited

Raman Sapra
Company Secretary

KRBL Limited

E: KRBL/BIBHU/STK_EX_1819/38
October 29, 2018

	The General Manager **Department of Corporate Services** **BSE Limited** **Floor 25, Phiroze Jeejeebhoy Towers** **Dalal Street** **Mumbai – 400 001** Scrip Code: **530813**	✓	**National Stock Exchange of India Limited** **"Exchange Plaza", C-1, Block-G** **Bandra-Kurla Complex** **Bandra (E)** **Mumbai-400051** **Symbol: KRBL** **Series: Eq.**

Dear Sir/Madam,

Sub: Investor Communication on Unaudited Financial Results for the Second Quarter (Q2) and half year ended September 30, 2018

Pursuant to the provisions of Regulation 30 read with Para A of Part A of Schedule III of SEBI (Listing Obligations and Disclosure Requirements) Regulations, 2015 ("Listing Regulations"), we are pleased to enclose herewith Investor Communication of the Company on Unaudited Financial Results for the Second Quarter (Q2) and half year ended September 30, 2018.

This is for your information and records.

Thanking you,

Yours Faithfully'
For KRBL Limited

Raman Sapra
Company Secretary

KRBL LIMITED

Investor Communication

Quarter ended 30th September 2018

IMPORTANT NOTICE

Safe Harbor

This presentation contains statements that contain "forward looking statements" including, but without limitation, statements relating to the implementation of strategic initiatives, and other statements relating to KRBL Limited and its affiliated companies ("KRBL") future business developments and economic performance. While these forward looking statements indicate our assessment and future expectations concerning the development of our business, a number of risks, uncertainties and other unknown factors could cause actual developments and results to differ materially from our expectations. These factors include, but are not limited to, general market, macro-economic, governmental and regulatory trends, movements in currency exchange and interest rates, competitive pressures, technological developments, changes in the financial conditions of third parties dealing with us, legislative developments, and other key factors that could affect our business and financial performance. KRBL undertakes no obligation to periodically revise any forward looking statements to reflect future / likely events or circumstances.

CONTENTS

	Page No
1. Consolidated Financial Highlight's	4-5
2. Consolidated Financial Overview	6-8
3. Consolidated Business Overview	9-10
4. Consolidated Financial Statements	11-13

Q2 FY19 –Consolidated Financial Highlight's

1. Achieved highest ever Revenue of Rs. 1250 cr in the Current period as against Rs. 716 cr in the same period previous year. Revenue increase by 74.57%.

2. Achieved highest ever EBIDTA of Rs. 240 cr during the current period as compared to Rs.188 cr in the same period pervious year. EBIDA increased by 28%

3. Achieved highest ever Profit before Tax of Rs. 222 cr as against Rs. 157 cr in the same period previous year. An increase of 41% in PBT.

4. Achieved highest ever Profit after Tax of Rs. 157 cr as against Rs. 103 cr same period previous year. PAT increased by 52% as compared to same period last year.

5. Earnings per share (EPS) of Rs. 6.68 in the current quarter as against Rs. 4.39 per share in the same period previous year.

Q2 FY19 –Consolidated Financial Highlight's

6. Finance Cost decreased by 93% to Rs. 0.92 cr as against Rs. 13.91 cr in the same period previous year.

7. Total Debt down to Rs.182 cr as on 30th September 2018 as compared to Rs.304 cr as 30th September 2017.

8. Shareholders Fund increased by Rs.406 cr to Rs.2480 cr as on 30th Sep' 18 as compared to Rs. 2074 cr as on 30th Sep' 17.

9. Cash, Bank balance & current investment increased by Rs.192.40 cr to Rs. 289.55 cr as on 30th Sep '18 as compared to Rs. 97.15 cr as on 30th Sep' 2017.

Q2 FY19 – CONSOLIDATED FINANCIALS (1/3)

(Rs. In Crore)

Revenue

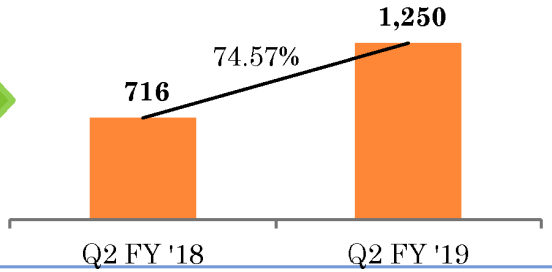

- Achieved Highest Ever Revenue of Rs.1250 cr Total Revenue grew by 74.57% on account quantity increase and better price realization of rice both in the Domestic & in the International market.

EBIDTA

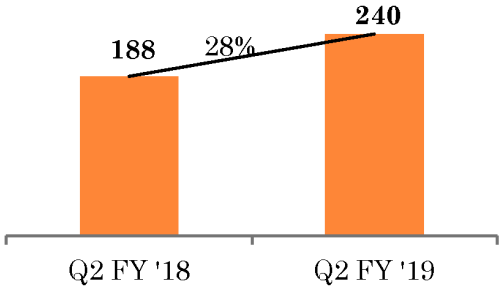

- Achieved Highest ever EBIDTA of **Rs. 240 cr** during current quarter as compared to Rs. 188 cr in the same period pervious year.

PBT

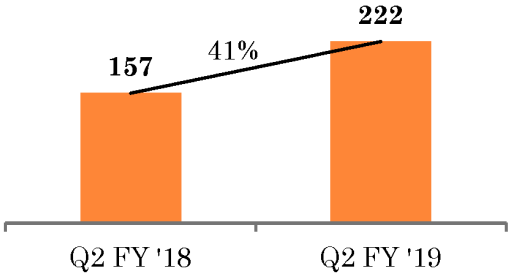

- Achieved highest ever PBT of **Rs. 222 cr** during the current quarter as compared to Rs.157 cr in the same period pervious year.

Q2 FY19 – CONSOLIDATED FINANCIALS (2/3)

KRBL Limited

(Rs. In Crore)

PAT

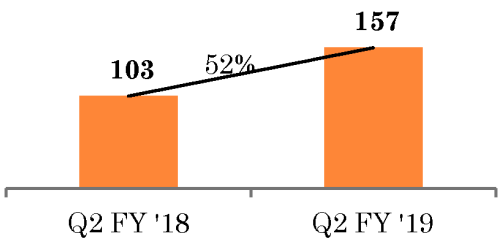

- Achieved highest ever PAT of **Rs. 157 cr** during the current quarter as compared to Rs.103 cr in the same period pervious year.

EPS

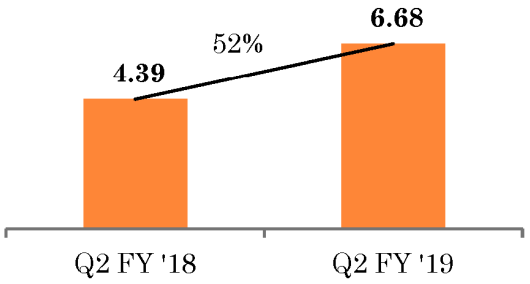

- EPS increased to **Rs. 6.68** as on 30th Sep'18 as compares to Rs. 4.38 as on 30th Sep'17 per share.
- EPS increased by 52% YOY basis.

Finance Cost

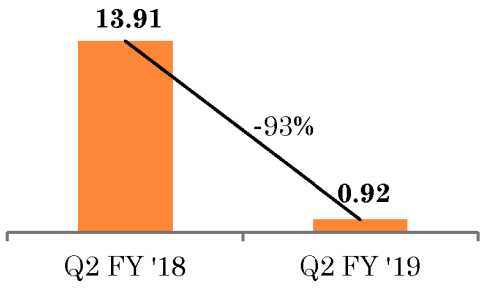

- Finance cost **decreased to Rs. 0.92** cr as on 30th Sep'18 as compared to Rs. 13.91 cr as on 30th Sep'17

Q2 FY19 – CONSOLIDATED FINANCIALS (3/3)

KRBL Limited

(Rs. In Crore)

Borrowings

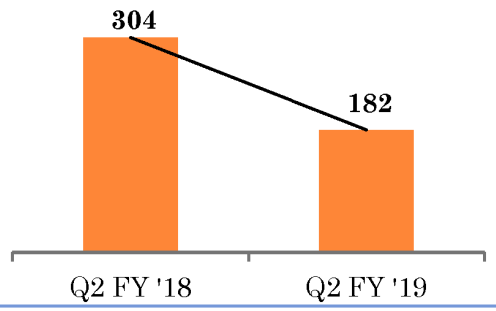

- Total Borrowings (Long term & Short Term) decreased to **Rs. 182 cr** as on 30th Sep'18 as compared to **Rs. 304 cr** as on 30th Sep'17.

Cash, Bank balance & Current Investment

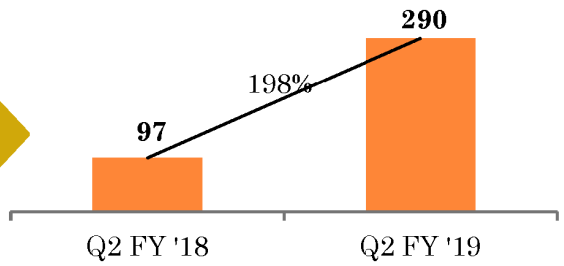

- Cash, Bank balance & Current Investment increased to **Rs. 289.55** cr As on 30th Sep'18 as compared to Rs. 97.15 cr as on 30th Sep'17

* Current investment includes investment of Rs 262 cr in Sbi Liquid mutual fund.

Net Worth

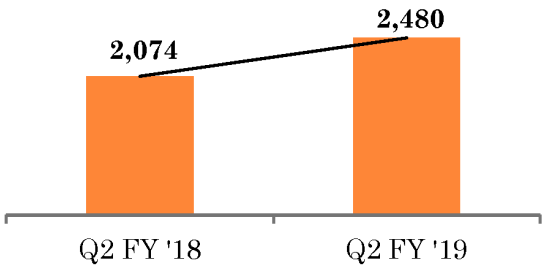

- Net Worth increased by 20% to **Rs. 2480** cr as on 30th Sep '18 as compared to Rs. 2074 as on 30th Sep '17.

Q2 FY19– Business Overview

Q2- FY 18

Value

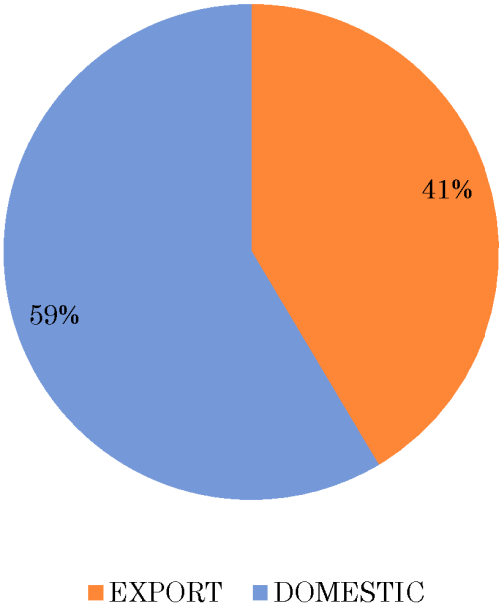

Q2-FY 19

Value

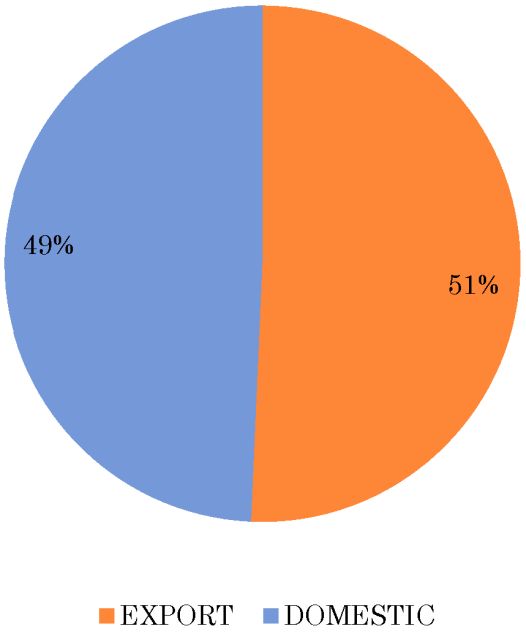

- **Contribution of International Business increased from 41% to 51%**

Q2 FY19– Business Overview

Rice Sale

	Q - 2 FY 18				Q - 2 FY 19		
	Qty (MT)	Rate (in Rs.) (Per MT)	Value (Rs. In Cr.)		Qty (MT)	Rate (in Rs.) (Per MT)	Value (Rs. In Cr.)
Domestic Sale	73,262	48,737	357.06		98,538	52,171	514.08
Export Sale	41,832	70,869	296.46		82,810	76,698	635.14

- Domestic Rice Sales increased by 35% in quantity terms, and 44% in value terms during the 3 month period ended 30th Sep'18 as compared to same period last year. Price realization, in domestic sale, during the quarter increased by 7% to Rs. 52,171 per MT as compared to Rs. 48,737 per MT in the same period previous year.

- Export Rice Sales increased by 98% in quantity terms, and 114% in value terms during the 3 month period ended 30th Sep'18 as compared to same period last year. Price realization, in Export sale, during in quarter increased by 8% to Rs. 76,698 per MT as compared to Rs. 70,869 per MT in the same period previous year.